

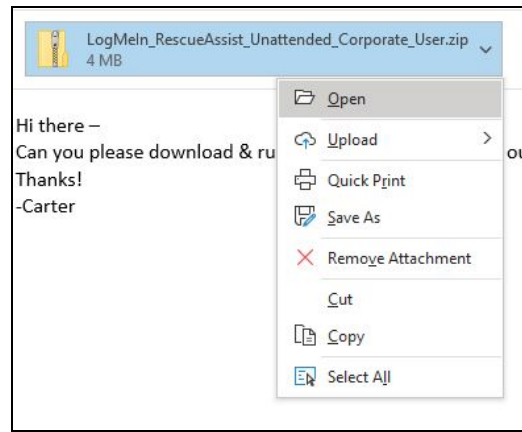
LogMeIn Instructions

Installing Unattended Support

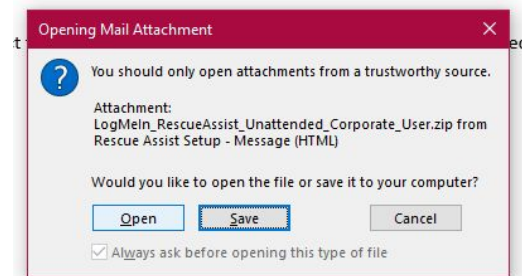
1. Right-click the attachment



2. Click **Open**



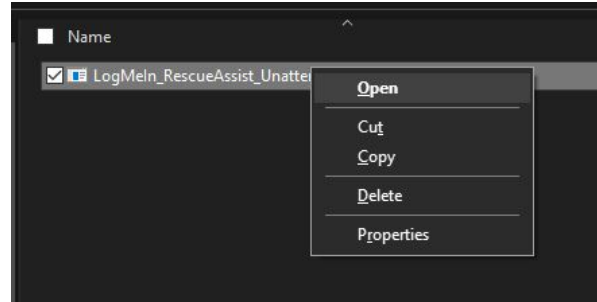
3. Click **Open**



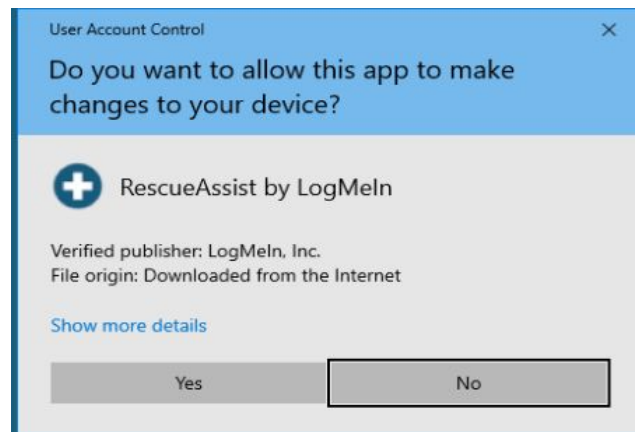
LogMeln Instructions

Installing Unattended Support

- In the file folder, **Right-click + Open**



- Do you want to allow this app to make changes on your device? Click **Yes**



- The installation is complete. Please email ITSupport@ConceptRehab.com notifying them you have completed installation so they can confirm.

***Nothing is supposed to happen or open up after you click Yes. Do not be alarmed.**